

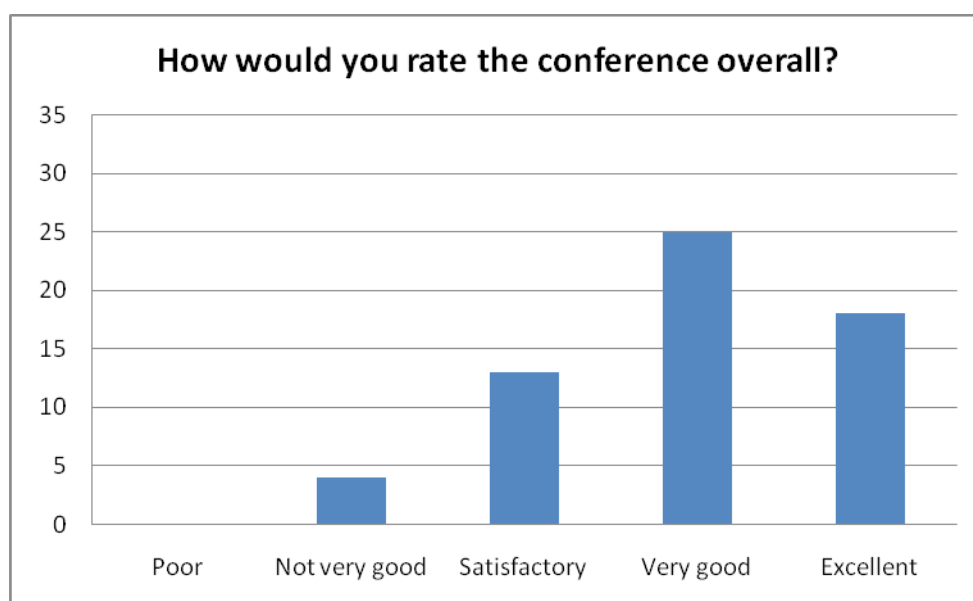
TAP Conference 2011 – Analysis of Feedback

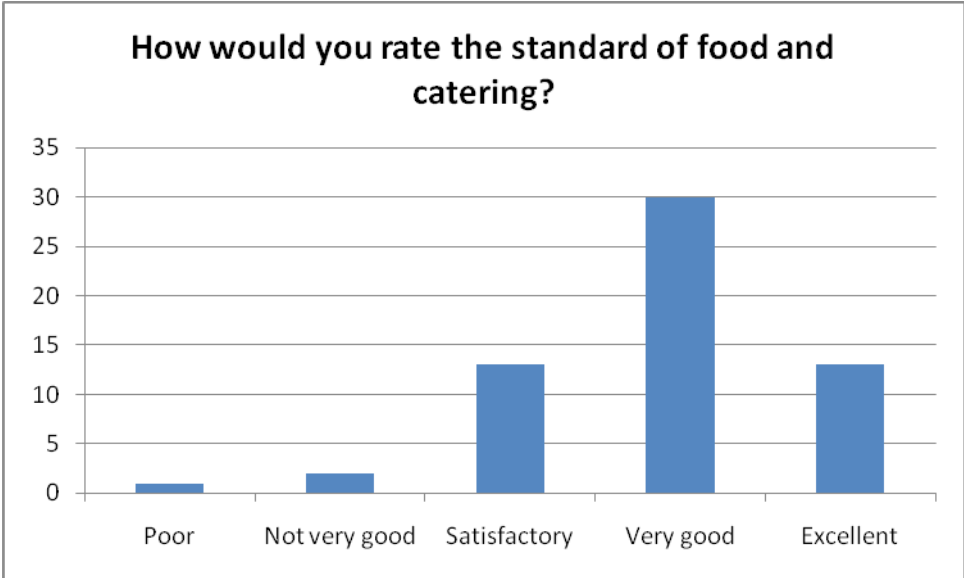
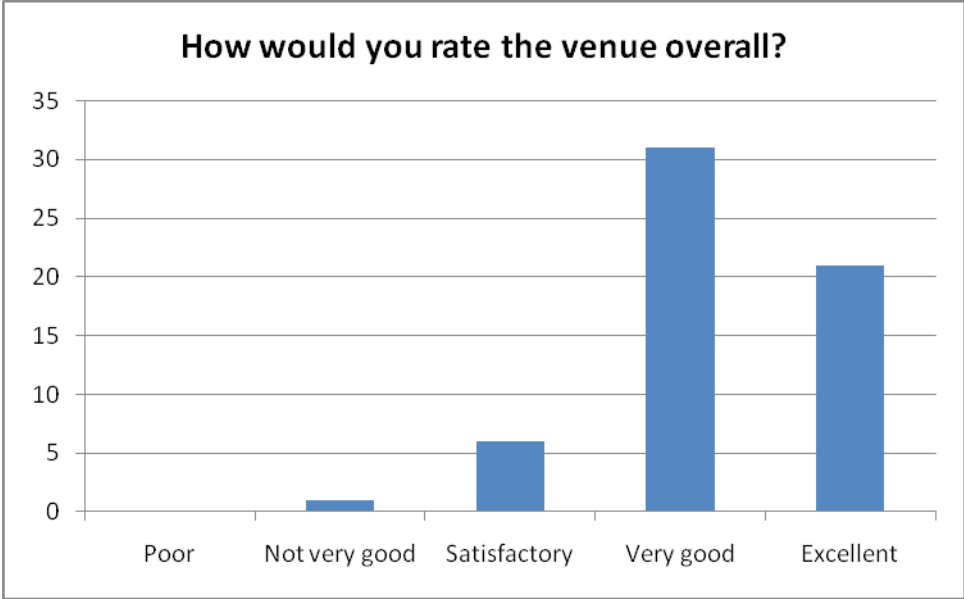
59 feedback forms were received.

The table shows the responses to the questions in percentage terms. The graphs show the responses by number.

	Poor	Not very good	Satisfactory	Very good	Excellent
How would you rate the conference overall?		7%	22%	42%	30%
How would you rate the venue overall?		2%	10%	52%	36%
How would you rate the standard of food and catering?	2%	3%	22%	51%	22%
	Not at all	Not very	Satisfactory	Quite	Very
With regard to your own work how relevant has conference been?		3%	15%	44%	39%

It is clear from the table that more than 70% of attendees rated the conference as 'Very good' or 'Excellent', and 83% thought it 'Very' or 'Quite' relevant to their own work. 88% rated the venue as 'Very good' or 'Excellent'. However, feelings towards the standard of food and catering were more ambivalent. This was largely because those at the end of the queue found some items had run out. The lack of biscuits with teas and coffees was also mentioned by a number of people. However only 5% of attendees responding considered it less than 'Satisfactory'.





It is interesting to see how split the attendees are when they make specific comments. A number of people mention the words 'too lightweight' or 'not challenging', yet others found it 'over their heads'. The majority thought it was a useful and stimulating day.

There are lots of very useful comments for future marketing. In addition to that there are many suggestions for future topics. These include:

Working with anger
Couple work
Hypnotherapy
Soul/creativity/attachment
Dreams
Trauma and neglect
Borderline personality
Touch and touch taboo
Grief and loss
Mindfulness
Consciousness
Archetypes and ego